

ARTS IMPACT LESSON PLAN

Arts Discipline Lesson Specify arts discipline.

Lesson Title Lesson titles include the major concepts covered by the lessons.

Authors: Lesson authors include both the teacher name with the artist-mentor name. Grade Level: _____

Enduring Understanding

The Enduring Understanding is the big idea of the lesson that links the learning to the students' lives. It is a **relationship between two concepts** that makes meaning through time, across cultures, and beyond a single example. CONCEPT + CONCEPT = ENDURING UNDERSTANDING.

Lesson Description (Use for family communication and displaying student art)

One paragraph description of the scope and sequence of the lesson.

Learning Targets and Assessment Criteria

Target: The Target Learning tells what you want the students to **know** or **be able to do**.



Criteria: The Assessment Criteria are what you will **see** or **hear** that tell you what the students know. They are the observable traits and dimensions of what the student knows.

Target:


Criteria:

Target:

Criteria:

Vocabulary	Materials	Learning Standards
<p><u>Arts:</u> Concepts, skills or processes that are found in the art form.</p>	<p>Museum Artworks or Performance Works of art or photos of performances, referenced in the lesson as examples of the concepts being taught. These resources should be used to illustrate and inspire, not to mimic. Email photos to Arts Impact to imbed. Also this is where you list your study trip with location and date.</p> <p>Visual Arts Examples:</p>  <p>Dance/Theater Examples:</p>  <p>Materials Materials include any performing arts materials (i.e. music), theater materials (i.e. books, scripts), or visual arts materials (i.e. art supplies), as well as classroom materials. Include student worksheets, Class Assessment Worksheet, and Arts Impact sketchbook</p>	<p>WA Arts Learning Standards For the full description of each anchor standard and the grade level performance standards, see: http://www.k12.wa.us/Arts/Standards The lesson is aligned directly with the Washington State Arts Learning Standards in order to prepare students with the arts knowledge, skills and practices deemed essential for all students in the state of Washington. List all that apply.</p> <p>Early Learning Guidelines, if applicable For a full description of Washington State Early Learning and Child Development Guidelines see: http://www.k12.wa.us/EarlyLearning/guidelines.aspx For lessons targeting Pre-K to third grade, list the Early Learning Standards that apply.</p>

ICON KEY:

 = Indicates note or reminder for teacher

= Embedded assessment points in the lesson

Pre-Teach

List key concept(s) of the lesson, and how students will be given opportunities to explore the concepts experientially.

Lesson Steps Outline

1. The Lesson Steps Outline summarizes the main steps in the lesson, as well as highlights each embedded assessment, or point for reflection. The bold print sentence or two that is at the beginning of each lesson step is pasted in here. The outline is printed in a large font so that the teacher can glance at it during instruction as a guide.

Criteria-based Here you can list process-based assessment, teacher checklist, self-assessment, peer assessment, or reflection: If you have teacher checklist, and/or self-or peer assessment, you can paste the appropriate criteria from page one.

LESSON STEPS

1. Lesson Steps are detailed step-by-step instructional strategies for teaching the lesson. **What the Teacher does is in bold font.**

(Note images to be imbedded in each lesson step. Images should be emailed along with lesson to Arts Impact.)

- *Prompts for students – Key inquiry-based questions, instructions and questions for reflection – are bulleted so they are easy for the teacher to read during instruction.*

Images that are referenced in the lesson step will be imbedded here.



Criteria-based embedded assessments are highlighted for each lesson step. They can be process-based assessment, teacher checklist, self-assessment, peer assessment, or reflection. If they are listed as teacher checklist, self or peer assessments, they can be pasted from the selected criteria on page one. Those are also recorded on the class assessment worksheet at the end of the lesson. Other times they are process assessments or reflections. All assessments are used formatively, to guide instruction throughout the lesson.

The class assessment worksheet is a place to document learning by the entire class. This worksheet is designed as a checklist; alterations need to be made if you are including rubric points. Place a checkmark or 1 for each student who meets criteria; place a 0 for a student who does not meet the criteria; write AB for absent students.

ARTS IMPACT LESSON PLAN Arts Foundations Discipline Lesson

Above specify arts discipline.

Grade: *Lesson Title* List grade and repeat title of lesson.

CLASS ASSESSMENT WORKSHEET

Disciplines	(e.g. DANCE) In bold and all caps, identify in which discipline the concept lives.	(e.g. DANCE)	(e.g. DANCE)	Total List number of points, e.g. 3.
Concept	(e.g. Shape) Identify the concept assessed in first criteria.			
Criteria	Paste in the first criteria.	Paste in the second criteria.	Paste in the third criteria.	
Student Name				
1.				
2.				
3.				
4.				
5.				
6.				
7.				
8.				
9.				
10.				
11.				
12.				
13.				
14.				
15.				
16.				
17.				
18.				
19.				
20.				
21.				
22.				
23.				
24.				
25.				
26.				
27.				
28.				
29.				
30.				
Total				
Percentage				

What was effective in the lesson? Why?

What do I want to consider for the next time I teach this lesson?

How could I connect the concepts in this lesson with other disciplines?

Teacher: _____ Date: _____

ARTS IMPACT FAMILY LETTER

A family letter can accompany a lesson. The letter can be sent home immediately after an arts lesson is taught and preferably before a visual art product is sent home with the student. Many parents have not had a very comprehensive art education and may be unfamiliar with art vocabulary, so write the letter in accessible language.

ARTS LESSON: *Lesson Title* List lesson title.

Dear Family:

Today your child participated in an **Arts Discipline** lesson. (List art form.) We talked about .

- We discovered .
- We created .

At home, you could .

Enduring Understanding

Paste Enduring Understanding here from page one.